Como desenhar um coelho

Desenho passo a passo para crianças, 4-6 anos

Desenhe com a gente: 6 passos fáceis

1



Cabeça e orelhas

2



Orelhas por dentro

3



Olhos, nariz e boca

4



Corpo e barriga

5



Patas e cenoura

6



Rabinho e grama

Pinte assim



Cubra o pontilhado



Agora é a sua vez

Nome: _____