Hvordan tegne en kanin

Tegne steg for steg for barn, 4-6 år

Tegn med oss: 6 enkle steg

1



Hode og ører

2



Inni ørene

3



Øyne, nese og munn

4



Kropp og mage

5



Poter og en gulrot

6



Hale og gress

Fargelegg slik



Tegn over strekene



Tegn selv nå

Navn: _____