Hvordan tegne en bamse

Tegne steg for steg for barn, 4-6 år

Tegn med oss: 6 enkle steg

1



Hode

2



Ører

3



Snute og øyne

4



Kropp og mage

5



Poter

6



Honningkrukke

Fargelegg slik



Tegn over strekene



Tegn selv nå

Navn: _____