Hoe teken je een vogel?

Stap voor stap tekenen voor kinderen, 4-6 jaar

Teken mee: 6 makkelijke stappen

1

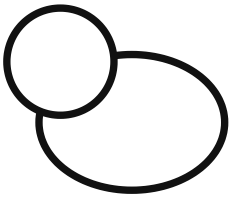

Hoofd en lijf

2



Wang en streep

3



Oog en snavel

4

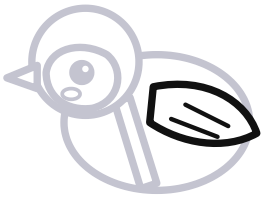

Vleugel

5



Staart en pootjes

6



Tak met besjes

Kleur het zo in



Trek de lijnen over

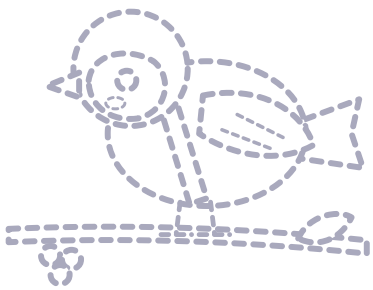

Teken het nu zelf

Naam: _____