# Hoe teken je een auto?

Stap voor stap tekenen voor kinderen, 4-6 jaar

## Teken mee: 6 makkelijke stappen

1

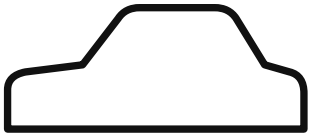

Vorm van de auto

2

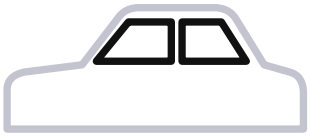

Ramen

3

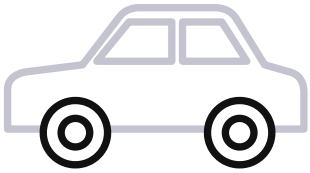

Wielen

4

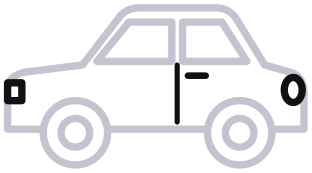

Lampen en deuren

5

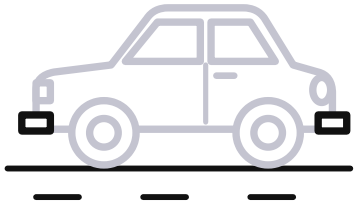

Bumpers en weg

6

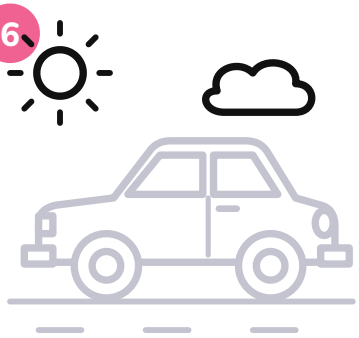

Zon en wolk

### Kleur het zo in



### Trek de lijnen over



### Teken het nu zelf

Naam: _____