How to Draw an Owl

Step-by-step drawing for kids, ages 4-6

Draw with us: 6 easy steps

1



Body and ear tufts

2



Face

3



Eyes and beak

4



Wings and tummy

5



Branch and feet

6



Moon and stars

Color it like this



Trace the lines



Now draw it yourself

Name: _____