How to Draw an Elephant

Step-by-step drawing for kids, ages 4-6

Draw with us: 6 easy steps

1



Head

2

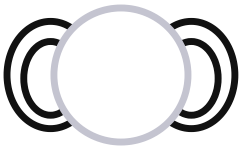

Ears

3



Trunk

4



Eyes and a tuft of hair

5



Body and legs

6



Tail and a ball

Color it like this



Trace the lines



Now draw it yourself

Name: _____