How to Draw a Puppy

Step-by-step drawing for kids, ages 4-6

Draw with us: 6 easy steps

1



Head

2

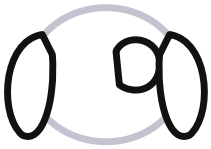

Ears and a spot

3



Snout and eyes

4



Collar

5



Body and paws

6



Tail and a bone

Color it like this



Trace the lines



Now draw it yourself

Name: _____