How to Draw a Duckling

Step-by-step drawing for kids, ages 4-6

Draw with us: 6 easy steps

1



Head

2

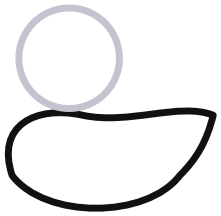

Body

3



Beak, eye and tuft

4



Wing

5



Feet

6



Puddle and flower

Color it like this



Trace the lines



Now draw it yourself

Name: _____