How to Draw a Cat

Step-by-step drawing for kids, ages 4-6

Draw with us: 6 easy steps

1



Head and ears

2



Inner ears and stripes

3



Eyes, nose and mouth

4



Whiskers and collar

5



Body and paws

6



Tail

Color it like this



Trace the lines



Now draw it yourself

Name: _____