How to Draw a Car

Step-by-step drawing for kids, ages 4-6

Draw with us: 6 easy steps

1

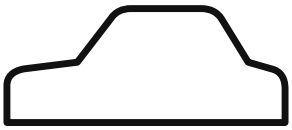

Car body

2



Windows

3

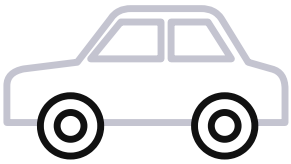

Wheels

4



Lights and doors

5

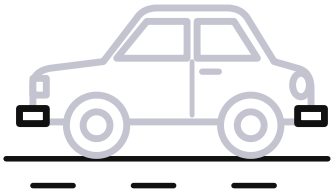

Bumpers and road

6



Sun and cloud

Color it like this



Trace the lines



Now draw it yourself

Name: _____