How to Draw a Bird

Step-by-step drawing for kids, ages 4-6

Draw with us: 6 easy steps

1

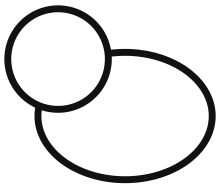

Head and body

2



Cheek and stripe

3



Eye and beak

4

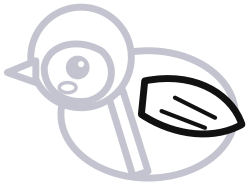

Wing

5



Tail and feet

6



Branch with berries

Color it like this



Trace the lines



Now draw it yourself

Name: _____