Comment dessiner un poisson ?

Dessin étape par étape pour enfants, 4-6 ans

Dessine avec nous : 6 étapes faciles

1

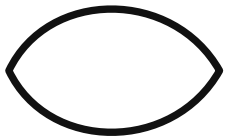

Le corps

2

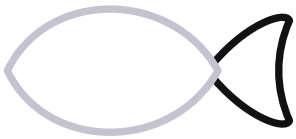

La queue

3

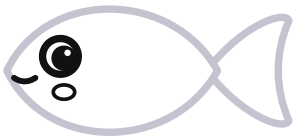

L'œil et la bouche

4



Les nageoires

5



Les rayures

6

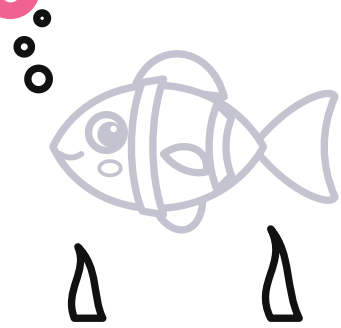

Des bulles et des algues

Tu peux le colorier comme ça



Repasse sur les traits



À toi de dessiner

Prénom : _____