Comment dessiner un oiseau ?

Dessin étape par étape pour enfants, 4-6 ans

Dessine avec nous : 6 étapes faciles

1

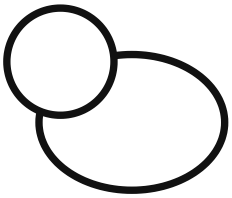

La tête et le corps

2



La joue et la rayure

3



L'œil et le bec

4

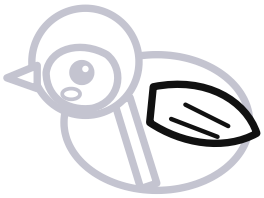

L'aile

5



La queue et les pattes

6



Une branche et des baies

Tu peux le colorier comme ça



Repasse sur les traits

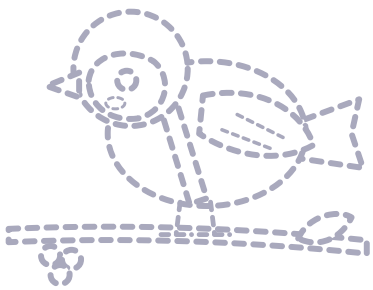

À toi de dessiner

Prénom : _____