# Comment dessiner un éléphant ?

Dessin étape par étape pour enfants, 4-6 ans

## Dessine avec nous : 6 étapes faciles

1



La tête

2

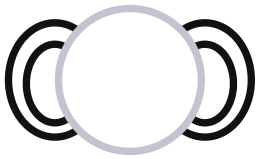

Les oreilles

3



La trompe

4



Les yeux et la mèche

5



Le corps et les pattes

6



La queue et un ballon

### Tu peux le colorier comme ça



### Repasse sur les traits



### À toi de dessiner

Prénom : _____