Wie zeichnet man einen Fisch?

Schritt für Schritt zeichnen für Kinder, 4-6 Jahre

Zeichne mit uns: 6 einfache Schritte

1

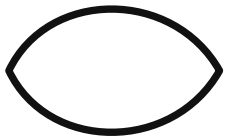

Körper

2

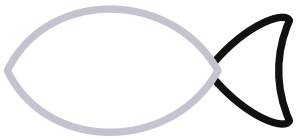

Schwanzflosse

3

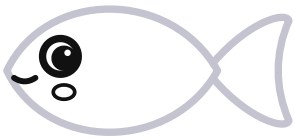

Auge und Mund

4



Flossen

5



Streifen

6

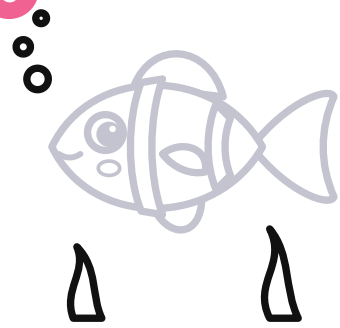

Blasen und Algen

So kannst du es ausmalen



Fahre die Linien nach



Jetzt zeichnest du

Name: _____