Wie zeichnet man einen Elefanten?

Schritt für Schritt zeichnen für Kinder, 4-6 Jahre

Zeichne mit uns: 6 einfache Schritte

1



Kopf

2

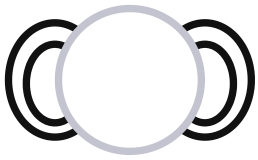

Ohren

3



Rüssel

4



Augen und Haarbüschel

5



Körper und Beine

6



Schwanz und Ball

So kannst du es ausmalen



Fahre die Linien nach



Jetzt zeichnest du

Name: _____