Wie zeichnet man ein Auto?

Schritt für Schritt zeichnen für Kinder, 4-6 Jahre

Zeichne mit uns: 6 einfache Schritte

1

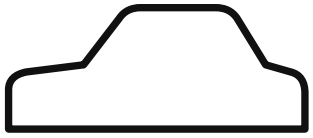

Karosserie

2

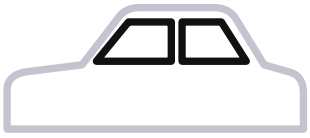

Fenster

3

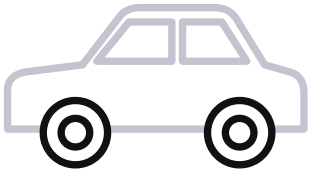

Räder

4



Lichter und Türen

5

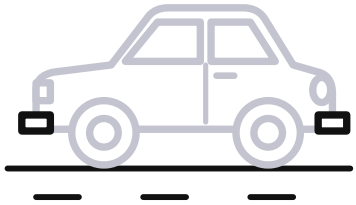

Stoßstangen und Straße

6



Sonne und Wolke

So kannst du es ausmalen



Fahre die Linien nach



Jetzt zeichnest du

Name: _____