Sådan tegner du en fugl

Tegning trin for trin for børn, 4-6 år

Tegn med os: 6 nemme trin

1

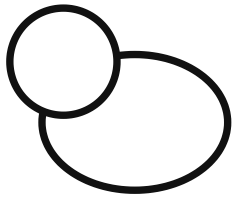

Hoved og krop

2



Kind og stribe

3



Øje og næb

4

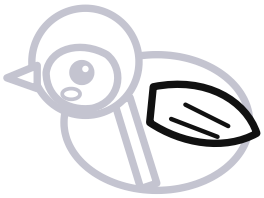

Vinge

5



Hale og fødder

6



Gren med bær

Farvelæg sådan her



Tegn efter de stiplede linjer

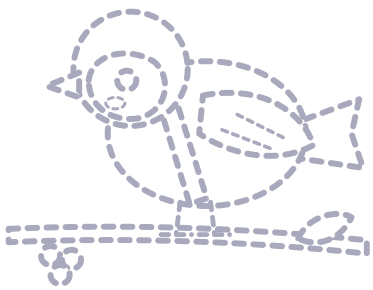

Tegn nu selv

Navn: _____